

ultraframe

Transforming light and space



REPLACEMENT ROOFS



There are a number of options for REPLACING YOUR ROOF...

one of the best ways to 'refresh' your existing conservatory is to replace the polycarbonate roof with a new high performance glass roof.

High performance glass has three main properties - always ensure your roof features these properties;

- Great thermal performance
- Fantastic solar control
- Self cleaning



Style breakdown:



Loggia Traditional

GEORGIAN

A flat-fronted style that offers excellent use of floor space due to a square or rectangular internal shape.



Loggia Traditional

GABLE

A high roof slope and the same floor space as a Georgian. The front panel of the roof remains upright rather than sloping back to the centre as on a Georgian.



Loggia Traditional

LEAN-TO

Ideal for properties with limited space under the eaves or an awkward area in which to fit a conservatory. A lean-to offers a variable pitch to match your home.



Loggia Traditional

T SHAPE

The P & T shapes take their name from the plan view of each design. Ideal for larger conservatories, a P-shape can combine for example a lean-to and a Victorian. The styles are better suited to larger properties.



Parapet Orangery Fascia Orangery

LANTERN DECK

A traditionally built Orangery featuring the UltraSky roof lantern. It reduces the need for a chunky roof ridge and maximises the amount of glass that allows light to flood into your room.

REPLACEMENT ROOFS



Why not achieve the best of all worlds!

LivinRoof is the first roofing system designed to give you the flexibility to choose a full solid roof or combine solid and glazed roofing seamlessly.

All LivinRoof designs come complete with the LivinRoom perimeter ceiling system as standard, not only providing the perfect place for spotlights and speakers, but it gives the effect of lifting the vaulted ceiling, giving a light airy feel to the new room.

Externally the LivinRoof is finished in urban grey to complement virtually any house style and give a contemporary look.

Cornice can be stylishly incorporated - hiding the guttering and giving your conservatory a modern, aesthetically pleasing feature.



LivinRoof features black pvc gutter as standard - but you can upgrade to cornice to create a subtle difference



LivinRoof can be formed into virtually any shape or roof style. Glazing panels can be inserted just about anywhere to help you maximise the use of natural light and give you a truly bespoke design.

The LivinRoof is quick to install, meaning minimal disruption to your home and lifestyle compared to other solid roofs on the market.

Building Regulations state changing a glazed roof to one that is not substantially glazed will require official permission.



LivinRoof replacement project



BEFORE the transformation



380
ultraRoof
engineered by **ultraframe**

UltraRoof380's lightweight tiled roofing system gives you the most advanced replacement roof available on the market today.

UltraRoof380 overcomes the twin issues of your conservatory being too hot in summer and too cold in winter. Moreover, it creates a beautiful vaulted plastered ceiling inside - and on the outside a stunning lightweight tiled finish.

For those who want a solid roof but still want to retain an element of light within the room, the clever configurable technology in the UltraRoof380 allows the installation of multiple glass panels or Velux Windows - this can help project light into the adjacent room and give you a truly bespoke design.

Extremely thermally efficient due to its advanced design, UltraRoof380 is fully compliant with Building Regulations and has jhai system approval, giving you peace of mind from the outset of your replacement roof project.



UltraRoof380 allows the installation of multiple glass panels





Carbon grey



Harvest Brown



Terra Brick

Choose from three colours for your authentic slate finish



Aluminium Ridge Capping



Tile Ridge Capping

At the ridge and hips of your roof you can choose between a modern aluminium capping or a more traditional tile roof capping, once again giving you a choice of design for your roof.

The external fascia boards are available in different colour choices to match or contrast your existing window frames: White, Black, Rosewood, Oak.

Depending on your preference, full glazed panels or Velux windows can be inserted into the roof to enable natural light to flood into the room. High performance glazing can be used to further enhance the experience of your new room. This glass can help reduce glare from the sun and control the amount of heat that you allow into the space.

Internally the UltraRoof380 is second to none. Around the perimeter of the ceiling sits an internal pelmet which can be used to insert spotlights or speakers and at the apex of the roof you can choose to add a flat panel enabling you to insert down lights or hang pendant lights for main or mood lighting.

UltraRoof380 has a proven pedigree and will provide comfort and peace of mind for many years to come. The complete roof is pre manufactured to ensure consistent quality on site and speedy installation with minimal waste and minimal disruption to your home compared to other tiled roof solutions.





THE IMPORTANCE OF SMALL DETAILS

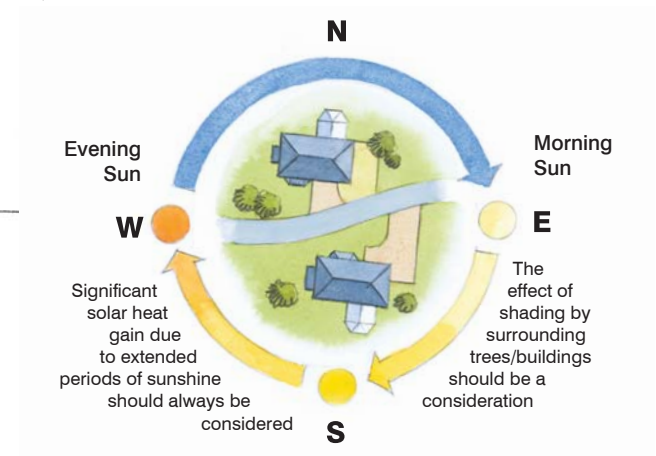
There are a variety of options to customise the exterior and interior of your new space. Here we explore just some of the ways you can add your own, unique finishing touches to the final design.



CLIMATE CONTROL

It's vital to the maintenance of a comfortable environment - ventilation is often overlooked by some manufacturers, but Ultraframe's roof systems take care of it.

The type of ventilation needed is specific to each conservatory, based on many considerations such as size, shape and most importantly, aspect in relation to the sun. South facing conservatories need to take into account the direct sunlight they receive in summer, whilst north-facing sites need to consider heating options for the colder months of the year. Other factors to consider include overshadowing of the conservatory from obstacles such as trees and buildings and the severity of wind and snow in your area.



If all this sounds complicated, let us help you select the best ventilation options for your conservatory.

Ventilation is key within the structure of conservatory roofs, so you can be assured that by choosing a conservatory with an Ultraframe roof you're protecting your conservatory from the elements and the potential for problems.

By specifying a conservatory with an Ultraframe roof, you will be able to benefit from these ventilation features - see across right (minimisation of condensation, for example) and enjoy your conservatory more of the year and your conservatory will have a long, trouble-free and low maintenance lifespan.

*Not all options are available with all systems/designs. Your Ultraframe retailer will advise accordingly.

OPENING ROOF VENTS

Better than a window, a roof vent is a fast and effective way of allowing warm air to leave your conservatory. Ultraframe roof vents are supplied with either manual or electric openers. If you opt for electric openers then thermostats and rain sensors will allow for automatic opening and closing.



Rain sensor and thermostat.




Pole operated screw jack mechanism

CONSERVAGLASS:

When designing a conservatory, choosing the right specification of roof glass is crucial to your enjoyment and comfort. To enable a conservatory to be used all year round, a glazing material must be selected that deflects heat from the sun in the Summer and retains the warmth from heating appliances in the Winter. Also needed is a material that allows maximum light into your home.

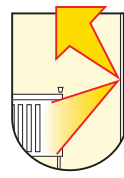
KEEPS HEAT OUT IN
SUMMER



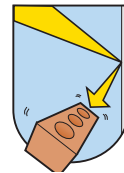
TINTED




RETAINS WARMTH
IN WINTER



TOUGHENED



REDUCES FABRIC
FADING



TRUE SELF
CLEANING



- Our sealed units offer a range of performance attributes - perfect for roofs
- All roof units are toughened safety glass: 4mm glass - 16 mm Argon filled cavity - 4 mm glass with black warm edge spacer as standard.
- All roof units are manufactured in specialist roof glass factories and are guaranteed for 10 years.
- All specifications are true 'self cleaning' and offer a range of solar control properties.

CONSERVAGLASS™
by ultraframe

01

Q. I am thinking of replacing my old tired polycarbonate roof – is there any ‘red tape’ involved?

A. An existing conservatory with doors into the house is ‘exempt’ from Building Regulations but changing the roof to a solid one means that Building Regulations now apply. Don’t worry, your Ultraframe retailer will take care of everything.

02

Q. The existing conservatory has multiple shapes – I think you call it a ‘P’ shape. Can it be converted?

A. Yes indeed, *LivinRoof* is the most configurable solid roof on the market and this means it can adapt to all the shapes and styles of conservatory out in the market.

03

Q. Is there a weight problem removing the existing lightweight plastic sheeting in the roof and adding the solid roof?

A. Not really, as *LivinRoof* has a weight of only 25kg/m². Your Ultraframe retailer will assess the existing base and window frames to ensure they are capable of taking this extra loading. If there is any doubt they will advise of the correct solutions and costs.

FAQ'S



Carbon grey



Harvest Brown



Terra Brick

04

Q. How long will it take to replace the roof? I am worried my existing floor will be damaged during the transformation!

A. It is perfectly feasible to change simple designs over the course of one day – plaster boarding and skimming would then take place over the next day or so. Ultraframe retailers will protect any existing finishes during the project.

05

Q. If this has to comply with Building Regulations, is there any official paperwork I should keep?

A. In England and Wales, Ultraframe works with an approved inspector organisation called jhai. They ensure the necessary procedures are followed and issue a completion certificate for you, which you can file with the deeds to your property. In other regions of the UK, other arrangements are in place

06

Q. Will the solid roof be too heavy to sit on my windows?

A. UltraRoof380 & LivinRoof are much lighter than other replacement roofs and not much heavier than a glass roof. This often enables the original window frames to be used providing a saving to the homeowner if required.

The difference in loading on the foundations is negligible. Provided there is no sign of settlement in the base there is no need to excavate a pilot hole to reveal the foundations. Please consult jhai if you are in any doubt.



UltraRoof380 is available in 3 authentic slate finishes.

07

Q. I am nervous about losing light into my adjacent dining room and I want to keep the room light and bright – what can be done?

A. LivinRoof and UltraRoof380 has the option to have inserted in virtually any position glazed panels to allow light into the existing home.

08

Q. I want to have some pendant lighting and spotlights around the perimeter – how feasible is this?

A. Suspending pendant lights at the highest point of the vaulted ceiling is no issue as there are structural braces inside the plasterboard to take the weight of the lights. And spotlights can fit naturally into the 300mm deep pelmet that runs around the perimeter – this can even be varied to make this pelmet even more pronounced.

09

Q. How much more comfortable will this 'new room' be?

A. As the roof complies with Building Regulations, it is as thermally insulated as possible, in fact LivinRoof and UltraRoof380 is up to 15 times more thermally efficient than the roof it replaces. This will mean you can have greater comfort and lower bills than you have been used to. You can also keep the light too with both LivinRoof and UltraRoof380.



LivinRoof uses the Classic roof so fitters can swap old for new very quickly

“

Whether choosing a traditional conservatory, an orangery or indeed a 'full on' extension, you will enjoy a **stunning new building - FAST**

”



ultraframe
Transforming light and space